



Comfortable




TCL BreezeIN Series

Split System Air Conditioner

2.6KW / 3.5 KW / 5.2 KW / 7.2KW / 8.2KW

KEY FEATURES



Gentle Breeze Innovation

Harness the innovation of up to 1,422* micro-holes aligned on the S-Shaped vanes. Experience a broader, gentler spread of air, ensuring a draft-free, premium comfort experience.

*Based on TAC-24CHSD/TPH11IT model.



The Smart Choice in Air Flow

Warmth, where it matters: Leveraging the natural ascent of warm air, our system targets the bottom of the room first - ensuring optimal heating efficiency.

Cooling, top down: Understanding that cool air descends, we initiate cooling from the top of the room, promising an evenly comfortable environment from ceiling to floor.




Inverter Intelligence

Harness the power of TCL's unique inverter technology. Pair peak performance with outstanding energy efficiency, our split system operates swiftly, anticipating your needs and guiding you to optimal comfort with ease.



Filtered Freshness

Experience pristine air quality with our top-mounted filter. Designed for optimal dust and pollutant removal, it ensures every breath you take is refreshingly clean.



Comfort on Cue: "I Feel" Mode

Stay in your comfort zone effortlessly. With the remote's integrated thermometer, it knows the temperature around it and ensures the unit responds for optimal comfort.




Seamless Control Anywhere

Elevate your control experience. From the trusted handheld remote to smart integrations with TCL Home App, Amazon Alexa, or Google Assistant, personalising your comfort has never been more accessible.*



Fast-Track to Comfort

Dive right into your comfort zone with Turbo Start mode. Experience swift heating or cooling, ensuring no moment is wasted before you unwind in perfection.



Auto-Clean & Breathe Easy

Our 4-Step Auto Clean Mode harnesses air's natural water molecules, sweeping away dirt and impurities. Paired with timely filter reminders, enjoy a pristine atmosphere with minimal upkeep.



Sleep in Climate-Controlled Comfort

With Sleep Mode on, experience subtle temperature adjustments and whisper-quiet operations for uninterrupted rest even on the warmest or coolest of nights.




Hassle-Free Hygiene Design

With our streamlined design, manual cleaning has never been more straightforward. Effortlessly access, wash, and reassemble key components in no time.



Heatwave Hero

When temperatures soar, TCL ensures continuous comfort with our air-cooled e-box in every split system. And with full cooling capacity in conditions up to 50°C, the heat won't interrupt your chill.



Style Meets Comfort

Every TCL air conditioner boasts a sleek design that effortlessly complements modern decor, ensuring your comfort without compromising on style.

*Wi-Fi network, Google/Amazon account and compatible device required (sold separately). Data usage and subscription charges may apply. Google is a trademark of Google LLC. Amazon, Alexa and all related logos are trademarks of Amazon.com, Inc or it's affiliates.

TCL BreezeIN Series

Split System Air Conditioner

2.6KW / 3.5 KW / 5.2 KW / 7.2KW / 8.2KW

KEY FEATURES

Cooling and Heating Capacities

Gentle Breeze Mode

Smart Airflow

Air Purification

Inverter Technology

I Feel Mode

Turbo Function

Works with Google Assistant /
Amazon Alexa / TCL Home App

24 Hr Timer

Sleep Mode


Eco Mode

5-fan Speed

LED Display - On/Off

Easy Clean Design

Auto-Clean / Clean Reminder



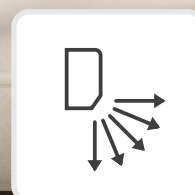
Cooling




Heating



Gentle Breeze
Mode



Smart Airflow



Inverter
Technology

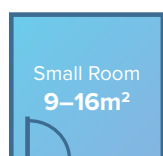
SPLIT SYSTEM AIR CONDITIONER SPECIFICATIONS

Model	Indoor/Outdoor Unit	TAC-09CHSD/ TPH11IT	TAC-12CHSD/ TPH11IT	TAC-18CHSD/ TPH11IT	TAC-24CHSD/ TPH11IT	TAC-28CHSD/ TPH11IT
Rated Values	Operation Type	Reverse Cycle	Reverse Cycle	Reverse Cycle	Reverse Cycle	Reverse Cycle
	Cooling Capacity (KW)	2.6 (1.0~4.0)	3.5 (1.0~4.0)	5.2 (1.2~6.0)	7.2 (2.0~8.0)	8.2 (2.0~8.4)
	Heating Capacity (KW)	4.05 (1.0~4.8)	4.5 (1.0~4.6)	5.2 (1.2~6.0)	7.2 (2.0~8.5)	8.5 (2.2~8.8)
	Rated Input-Cooling (KW)	0.595	0.8	1.4	1.9	2.3
	Rated Input-Heating (KW)	0.985	1.07	1.2	1.7	2.3
	Moisture Removal (Litre/Hr)	0.8	1.4	2	2.6	3.2
	AEER	4.34	4.3	3.67	3.76	3.54
	ACOP	4.06	4.15	4.27	4.2	3.67
	Outdoor Operating Temperature Range	-15°C~52°C	-15°C~52°C	-15°C~52°C	-15°C~52°C	-15°C~52°C
	Indoor Operating Temperature Range	16°C~31°C	16°C~31°C	16°C~31°C	16°C~31°C	16°C~31°C
Energy Star Rating for Cooling	Hot & Humid	9.5	5.5	4	3.5	3.5
	Mixed	5.5	4.5	3.5	3.5	3
	Cold	6	4.5	3.5	3.5	3.5
Energy Star Rating for Heating	Hot & Humid	3.5	3	3	3	3.5
	Mixed	2.5	2.5	2.5	2.5	2.5
	Cold	2	2	2	2	2
Noise	Indoor Unit dB (A)	48	48	50	54	52
	Outdoor Unit dB (A)	58	60	63	64	65
Refrigerant	Refrigerant (type/gram)	R32/620g	R32/810g	R32/960g	R32/1125g	R32/1270g
Piping	Liquid Pipe (mm)	Ø 6.35 (1/4")	Ø 6.35 (1/4")	Ø 6.35 (1/4")	Ø 6.35 (1/4")	Ø 6.35 (1/4")
	Gas Pipe (mm)	Ø 9.52 (3/8")	Ø 9.52 (3/8")	Ø 12.7 (1/2")	Ø 12.7 (1/2")	Ø 12.7 (1/2")
	Maximum Piping Length (m)	15	15	25	25	25
	Max Height Difference (m)	10	10	10	10	10
Product Dimensions	Indoor (W x D x H)	820 x 195 x 306mm	820 x 195 x 306mm	1097 x 222 x 332mm	1097 x 222 x 332mm	1097 x 222 x 332mm
	Outdoor (W x D x H)	795 x 305 x 549mm	795 x 305 x 549mm	853 x 349 x 602mm	920 x 380 x 699mm	967 x 421 x 803mm
Net Weight	Indoor (kg)	10	10	13.5	14	14
	Outdoor (kg)	22	26	34	42	47

For a more detailed specification sheet, please visit our website. Specifications and product images are subject to change without further notice.

⚠ Installation warning: Please ensure that all work is carried out by fully licensed and insured professionals in accordance with local regulations and manufacturers installation instructions. ZERL Zoned Energy Rating Label - residential air conditioning star rating based on GEMS 2019 determination. Test conditions are based on AS/NZS3823.1.1.

HOW TO CHOOSE THE RIGHT ONE FOR YOU



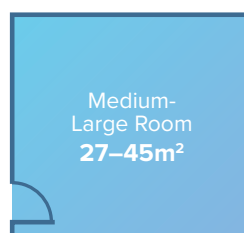
Min. kW: 2.6kW
**TAC-09CHSD/
TPH11IT**



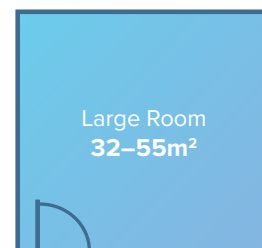
Min. kW: 3.5kW
**TAC-12CHSD/
TPH11IT**



Min. kW: 5.2kW
**TAC-18CHSD/
TPH11IT**



Min. kW: 7.2kW
**TAC-24CHSD/
TPH11IT**



Min. kW: 8.2kW
**TAC-28CHSD/
TPH11IT**

TCL

EXPERIENCE MORE

Customer Service Hotline: 1300 738 149

To learn more about our new range of products, visit:

www.tcl.com/au

 @TCL.AUS.NZ

 @AUTCL

 @TCL_AUS.NZ

 @TCL AUS.NZ

 @TCL AUS_NZ